








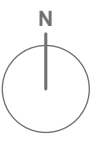


-  Dark Cladding or Similar Approved
-  Parex White Render or Similar Approved
-  Brickwork Forterra Belgravia Gault Blend or Similar Approved
-  Dark Grey Slate Roof Tile
-  Grey Tarmac
-  Light Buff Coloured Tarmac
-  Sureset Resin Bound Path or Similar Approved
-  Permeable Concrete Block Paving
-  Low Level Amenity Grass Path



Note: PVs included to meet Building Regulations requirements (Part L and Part F).
 PVs to be included on front/rear roof slope of each house.
 Street Elevation drawings to be read with this in mind.

