


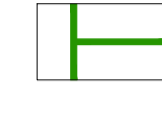
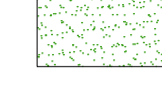
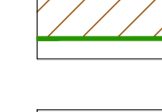
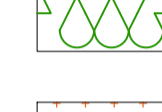
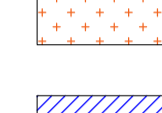
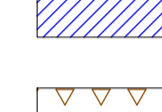
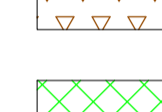
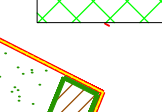


SOFT LANDSCAPE KEY:

-  EXISTING TREES TO BE RETAINED
-  PROPOSED STREET TREE PLANTING
(Refer to schedule for species)
-  PROPOSED NATIVE TREE PLANTING
(Refer to schedule for species)
-  PROPOSED SHRUB PLANTING
(Refer to schedule for species/densities)
-  PROPOSED GRASS TURF
(Areas to be turfed with Rolawn Medallion)
-  PROPOSED NATIVE HEDGEROW PLANTING
(Refer to schedule for species/densities)
-  PROPOSED ORNAMENTAL HEDGEROW PLANTING
(Refer to schedule for species/densities)
-  PROPOSED WILDFLOWER HABITAT 1
(Emorsgate EM1 Meadow Mix)
-  PROPOSED WILDFLOWER HABITAT 2
(Emorsgate EM8 Wetland Mix)
-  EXISTING LANDSCAPE WITHIN EASEMENT RETAINED
-  PROPOSED NATIVE UNDERSTOREY
(Refer to plant schedule for species / densities)

PLANT SCHEDULE
SHRUB PLANTING

ABBRV	SPECIES	DENSITY	HEIGHT/GIRTH	ROOT COND	POT SIZE	TOTAL
Al	Anemathete lessoriana	4 sqm	30 - 40 (h)	CON	2-3L	-
As	Asplenium scolopendrium	6 sqm	30 - 40 (h)	CON	2-3L	-
BS	Brachyglottis Sunshine	4 sqm	30 - 40 (h)	CON	2-3L	-
Bt	Berberis thunbergii Orange Rocket	3 sqm	40 - 60 (h)	CON	2-3L	-
Ca	Calmagrostis brachytricha	3 sqm	40 - 60 (h)	CON	2-3L	-
Car	Carex pseudocyperus	3 sqm	40 - 60 (h)	CON	2-3L	-
CAP	Choisya Aztec Pearl	3 sqm	40 - 60 (h)	CON	2-3L	-
Cs	Cornus sanguinea	3 sqm	30 - 40 (h)	CON	2-3L	-
CsF	Cornus sericea 'Flaviramea'	3 sqm	30 - 40 (h)	CON	2-3L	-
CA	Choisya ternata Apple Blossom	4 sqm	30 - 40 (h)	CON	2-3L	-
Cr	Ceanothus thyrsiflorus repens	5 sqm	30 - 40 (h)	CON	2-3L	-
Da	Dryopteris affinis	3 sqm	30 - 40 (h)	CON	2-3L	-
Dc	Deschampsia cespitosa	3 sqm	30 - 40 (h)	CON	2-3L	-
Ef	Euonymus fortunei 'Emerald Gaiety'	4 sqm	40 - 60 (h)	CON	2-3L	-
Ej	Euonymus japonicus 'Green Rocket'	4 sqm	40 - 60 (h)	CON	2-3L	-
HaA	Hydrangea arborescens Annabelle	3 sqm	30 - 40 (h)	CON	2-3L	-
HAG	Hebe 'Autumn Glory'	4 sqm	30 - 40 (h)	CON	2-3L	-
He	Helleborus foetidus	4 sqm	30 - 40 (h)	CON	2-3L	-
HH	Hypericum x hidcoteense 'Hidcote'	4 sqm	30 - 40 (h)	CON	2-3L	-
Ho	Heuchera 'Obsidian'	5 sqm	30 - 40 (h)	CON	2-3L	-
Hr	Hebe rakaiensis	4 sqm	30 - 40 (h)	CON	2-3L	-
HRE	Hebe Red Edge	5 sqm	30 - 40 (h)	CON	2-3L	-
LaA	Lavandula angustifolia 'Arctic Snow'	5 sqm	30 - 40 (h)	CON	2-3L	-
Le	Leucothoe scarletta 'Zebid'	3 sqm	30 - 40 (h)	CON	2-3L	-
Lp	Lonicera pileata	4 sqm	30 - 40 (h)	CON	2-3L	-
Me	Mahonia eurhactea 'Soft Caress'	3 sqm	30 - 40 (h)	CON	2-3L	-
PBB	Phormium Bronze Baby	4 sqm	30 - 40 (h)	CON	2-3L	-
PF	Pieris 'Flaming Silver'	4 sqm	30 - 40 (h)	CON	2-3L	-
PtE	Potentilla fruticosa 'Elizabeth'	4 sqm	30 - 40 (h)	CON	2-3L	-
PIOL	Prunus laurocerasus 'Otto Luyken'	4 sqm	30 - 40 (h)	CON	2-3L	-
Ps	Polystichum setiferum	4 sqm	30 - 40 (h)	CON	2-3L	-
Ra	Ruscus aculeatus	3 sqm	30 - 40 (h)	CON	2-3L	-
RB	Rhododendron bloombux	4 sqm	30 - 40 (h)	CON	2-3L	-
Ro	Rosmarinus officinalis	4 sqm	40 - 60 (h)	CON	2-3L	-
SI	Salix lanata	3 sqm	40 - 60 (h)	CON	2-3L	-
Sc	Sarcococca hookeriana var. digyna	4 sqm	30 - 40 (h)	CON	2-3L	-
Sj	Skimmia japonica 'Rubella'	4 sqm	30 - 40 (h)	CON	2-3L	-
SoP	Salvia officinalis Purpurascens	5 sqm	30 - 40 (h)	CON	2-3L	-
Vd	Viburnum davidii	3 sqm	30 - 40 (h)	CON	2-3L	-

NATIVE TREE PLANTING

ABBRV	SPECIES	DENSITY	HEIGHT/GIRTH	ROOT COND	POT SIZE	TOTAL
Aca	Acer campestre	AS SHOWN	12 - 14 (g)	ROOTBALLED	--	--
Ag	Alnus glutinosa	AS SHOWN	12 - 14 (g)	ROOTBALLED	--	--
Bp	Betula pendula	AS SHOWN	12 - 14 (g)	ROOTBALLED	--	--
Cmo	Crataegus monogyna	AS SHOWN	12 - 14 (g)	ROOTBALLED	--	--
Jr	Juglans regia	AS SHOWN	12 - 14 (g)	ROOTBALLED	--	--
Pav	Prunus avium	AS SHOWN	12 - 14 (g)	ROOTBALLED	--	--
Qr	Quercus robur	AS SHOWN	12 - 14 (g)	ROOTBALLED	--	--
Sav	Sorbus aucuparia	AS SHOWN	12 - 14 (g)	ROOTBALLED	--	--

ORNAMENTAL TREE PLANTING

ABBRV	SPECIES	DENSITY	HEIGHT/GIRTH	ROOT COND	POT SIZE	TOTAL
AcS	Acer campestre 'Streetwise'	AS SHOWN	12 - 14 (g)	ROOTBALLED	--	--
Aco	Alnus cordata	AS SHOWN	12 - 14 (g)	ROOTBALLED	--	--
Al	Acer freemanii 'Armstrong'	AS SHOWN	12 - 14 (g)	ROOTBALLED	--	--
Cl	Crataegus laevigata 'Paul's Scarlet'	AS SHOWN	12 - 14 (g)	ROOTBALLED	--	--
Ls	Liquidambar styr. 'Slender Silhouette'	AS SHOWN	12 - 14 (g)	ROOTBALLED	--	--
ME	Malus 'Evereste'	AS SHOWN	12 - 14 (g)	ROOTBALLED	--	--
PcC	Pyrus calleryana 'Chanticleer'	AS SHOWN	12 - 14 (g)	ROOTBALLED	--	--
SaS	Sorbus aucuparia 'Streetwise'	AS SHOWN	12 - 14 (g)	ROOTBALLED	--	--
TcG	Tilia cordata 'Greenspire'	AS SHOWN	12 - 14 (g)	ROOTBALLED	--	--
UN	Ulmus 'New Horizon'	AS SHOWN	12 - 14 (g)	ROOTBALLED	--	--
Zs	Zelkova serrata 'Green vase'	AS SHOWN	12 - 14 (g)	ROOTBALLED	--	--

NATIVE HEDGEROW PLANTING

ABBRV	SPP. & PERCENTAGE IN MIX	DENSITY	HEIGHT/GIRTH	ROOT COND	POT SIZE	TOTAL
AS KEY	Acer campestre (10%)	5 per lin/m	40 - 60 (h)	ROOT CELL	-	-
	Crataegus monogyna (20%)		40 - 60 (h)	ROOT CELL	-	-
	Corylus avellana (40%)		40 - 60 (h)	ROOT CELL	-	-
	Euonymus europaeus (5%)		40 - 60 (h)	ROOT CELL	-	-
	Ilex aquifolium (10%)		40 - 60 (h)	ROOT CELL	-	-
	Prunus spinosa (10%)		40 - 60 (h)	ROOT CELL	-	-
	Sambucus nigra (5%)		40 - 60 (h)	ROOT CELL	-	-

(Hedgerows to be planted as double staggered rows 1m apart)

ORNAMENTAL HEDGEROW PLANTING

ABBRV	SPECIES	DENSITY	HEIGHT/GIRTH	ROOT COND	POT SIZE	TOTAL
Ic	Ilex crenata	5 Lin/m	30 - 40 (h)	CON	2-3L	-
HS	Hebe 'Sutherlandii'		30 - 40 (h)	CON	2-3L	-
LaH	Lavandula angustifolia Hidcote		30 - 40 (h)	CON	2-3L	-
PL	Photinia fraserii 'Little Red Robin'		30 - 40 (h)	CON	2-3L	-

NATIVE UNDERSTOREY PLANTING

ABBRV	SPP. & PERCENTAGE IN MIX	DENSITY	HEIGHT/GIRTH	ROOT COND	POT SIZE	TOTAL
AS KEY	Acer campestre (15%)	1 sqm	40 - 60 (h)	BR	-	-
	Cornus sanguinea (5%)		40 - 60 (h)	BR	-	-
	Crataegus monogyna (30%)		40 - 60 (h)	BR	-	-
	Corylus avellana (30%)		40 - 60 (h)	BR	-	-
	Ilex aquifolium (10%)		40 - 60 (h)	BR	-	-
	Sorbus aucuparia (5%)		40 - 60 (h)	BR	-	-
	Viburnum opulus (5%)		40 - 60 (h)	BR	-	-

SPECIMEN SHRUB PLANTING

ABBRV	SPECIES	DENSITY	HEIGHT/GIRTH	ROOT COND	POT SIZE	TOTAL
CF	Cornus florida rubra	AS SHOWN	60 - 80 (h)	CON	7-10L	-
Po	Physocarpus opulifolius 'Diabolo'	AS SHOWN	60 - 80 (h)	CON	7-10L	-

This indicative plant schedule contains a palette of suitable species. Please note that some of the listed species may be omitted and additional species may be added. Refer to detailed landscape proposals drawing for finalised planting schedules

NOTES:

Existing retained trees to be protected in accordance with BS5837:2012. Protection measures to be implemented prior to any construction operations on site
Drawing was produced in colour at a scale of 1:200 @ A1. Do not rely on monochrome or scaled copies

TDA
THE GRANARY
NEWLAND FAWR FARM
LLANGAN
CF35 5DN
TEL: 01446 789367



CLIENT

NEWYDD HOUSING ASSOCIATION

DRAWING NUMBER
TDA.2955.01

SCALE
1:200 @ A1

DRAWN
RHC/AMP

DATE
APRIL 2024

PROJECT

LAND OFF HIRWAUN ROAD

DRAWING TITLE

OUTLINE LANDSCAPE PROPOSALS

